

***PRIVATE AND CONFIDENTIAL***

**JMI SYRINGES & MEDICAL  
DEVICES LIMITED.**

**7/A, Shantibagh, Dhaka-1217**

-----  
***For the Year Ended June 30, 2017***



**G. KIBRIA & CO.**

**CHARTERED ACCOUNTANTS**

**SADHARAN BIMA SADAN (5TH FLOOR)**

**24-25, DILKUSHA COMMERCIAL AREA**

**DHAKA-1000, BANGLADESH**

**TEL OFF : 9568071, 9570717, 9575324**

**FAX : 880-2-9553630**

**E-mail : kibria03@hotmail.com**

**gkibria@gkibriaandco.com**

**Web : www.gkibriaandco.com**



**Auditors' Report**  
to the Shareholder of  
**JMI Syringes & Medical Devices Limited**

We have audited the accompanying financial statements of JMI Syringes & Medical Devices Limited ("the Company") which comprise the statement of financial position as at 30<sup>th</sup> June, 2017, and the related statement of comprehensive income, statement of changes in equity and statement of cash flows for the year then ended and a summary of significant accounting policies and other relevant explanatory notes thereon.

**Management's responsibility for the financial statements**

Management is responsible for the preparation and fair presentation of these financial statements in accordance with Bangladesh Financial Reporting Standards (BFRSs), and for such internal control as management determines is necessary to enable the preparation of financial statements that are free from material misstatement, whether due to fraud or error.

**Auditors' responsibility**

Our responsibility is to express an opinion on these financial statements based on our audit. We conducted our audit in accordance with the Bangladesh Standards on Auditing (BSA). Those standards require that we comply with ethical requirements and plan and perform the audit to obtain reasonable assurance about whether the financial statements are free of material misstatement.

An audit involves performing procedures to obtain audit evidence about the amounts and disclosures in the financial statements. The procedures selected depend on the auditors' judgment, including the assessment of the risks of material misstatement of the financial statements, whether due to fraud or error. In making those risk assessments, the auditor considers internal control relevant to the entity's preparation and fair presentation of the financial statements in order to design audit procedures that are appropriate in the circumstances, but not for the purpose of expressing an opinion on the effectiveness of the entity's internal control. An audit also includes evaluating the appropriateness of accounting policies used and the reasonableness of accounting estimates made by management, as well as evaluating the overall presentation of the financial statements.

We believe that the audit evidence we have obtained is sufficient and appropriate to provide a basis for our audit opinion.

**Opinion**

In our opinion, the financial statements prepared in accordance with the Bangladesh Financial Reporting Standards (BFRSs), give a true and fair view of the financial position of JMI Syringes & Medical Devices Limited as at 30<sup>th</sup> June, 2017, and of its financial performance and its cash flows for the year then ended and comply with the Companies Act 1994, Finance Act-2016-2017, the Securities and Exchange Rules 1987, Listing Regulation-2015 of Stock Exchanges and other applicable laws and regulations.

**We also report that:**

- a) we have obtained all the information and explanations which to the best of our knowledge and belief were necessary for the purpose of our audit and made due verification thereof;
- b) in our opinion, proper books of account as required by law have been kept by the Company so far as it appeared from our examination of those books;
- c) the statement of financial position and income statement dealt with by the report are in agreement with the books of account; and
- d) the expenditure incurred were for the purpose of the Company's business.

Place: Dhaka

Dated 10 OCT 2017

  
**G. KIBRIA & CO.**  
Chartered Accountants



**JMI Syringes & Medical Devices Ltd.**  
**Statement of Financial Position**  
**As at 30th June, 2017**

Particulars	Notes	30th June, 2017 Amount in BDT	30th June, 2016 Amount in BDT
<b>Assets</b>			
<b>Non Current Assets</b>		<b>1,18,26,92,376</b>	<b>1,09,96,32,177</b>
Property, Plant & Equipment	4 (a)	1,18,26,92,376	1,09,96,32,177
<b>Current Assets:</b>		<b>1,29,67,70,061</b>	<b>92,21,51,950</b>
Inventories	5	45,36,76,472	27,97,54,112
Advance Deposit & Prepayments	6	18,18,15,696	7,34,14,089
Short Term Loan	7	13,16,03,298	-
Advance Income Tax	8	18,83,00,873	14,54,88,519
Accounts Receivable	9	29,40,29,329	23,74,34,100
Cash and Cash Equivalents	10	4,73,44,393	18,60,61,130
<b>Total Assets</b>		<b>2,47,94,62,437</b>	<b>2,02,17,84,127</b>


Particulars	Notes	30th June, 2016 Amount in BDT	31st Dec, 2015 Amount in BDT
<b>Equity &amp; Liabilities</b>			
<b>Equity</b>		<b>74,40,02,310</b>	<b>71,09,61,243</b>
Share Capital	11	11,00,00,000	11,00,00,000
Tax Holiday Reserve	12	1,21,19,070	1,21,19,070
Revaluation Reserve	4 (d)	40,21,02,104	41,41,70,345
Retained Earnings		21,97,81,136	17,46,71,828
<b>Non Current Liabilities</b>		<b>1,22,11,70,068</b>	<b>57,68,72,654</b>
Long Term Loan (Non Current Maturity)	13	1,17,19,53,587	54,28,87,304
Deferred Tax Liability	15	4,92,16,481	3,39,85,350
<b>Current Liabilities</b>		<b>51,42,90,059</b>	<b>73,39,50,230</b>
Long Term Loan (Current Maturity)	14	1,21,07,000	29,88,30,095
Short Term Loan	16	37,51,73,265	21,74,11,708
Dividend Payable	17	30,92,256	38,20,343
Accrued Expenses Payable	18	32,54,707	18,66,42,001
Creditors and Other Payable	19	12,06,62,831	2,72,46,083
<b>Total Equity &amp; Liabilities</b>		<b>2,47,94,62,437</b>	<b>2,02,17,84,127</b>
<b>Net Assets Value Per Share (NAVPS)</b>		<b>67.64</b>	<b>64.63</b>

The Notes are an integral part of the Financial Statements.

Approved and authorised for issue by the Board of Directors on 10th October, 2017 and signed for and on behalf of the Board:

  
 Muhammad Tarek Hossain Khan  
 Chief Financial Officer &  
 Company Secretary

  
 Md. Abu Jafar Chowdhury  
 Director

  
 Md. Abdur Razzaq  
 Managing Director

Date: 10th October, 2017  
 Place: Dhaka.

  
 G. Kibria & Co.  
 Chartered Accountants






**JMI Syringes & Medical Devices Ltd.**  
**Statement of Comprehensive Income**  
**For the year ended 30th June, 2017**

Particulars	Notes	30th June-2017 Amount in BDT	30th June-2016 Amount in BDT
Revenue from Net Sales	19.00	1,36,27,04,616	1,35,87,80,759
Less: Cost of Goods Sold	20.00	96,31,00,940	95,04,82,909
<b>Gross Profit</b>		<b>39,96,03,676</b>	<b>40,82,97,850</b>
Less: Operating Expenses		14,25,82,448	12,73,16,662
Administrative Expenses	24.00	6,55,76,003	6,22,31,916
Mkt, Selling and Distribution Expenses	25.00	7,70,06,445	6,50,84,746
<b>Operating Profit</b>		<b>25,70,21,228</b>	<b>28,09,81,188</b>
Add: Other Income	26.00	36,12,009	30,69,868
		26,06,33,237	28,40,51,056
Less: Financial Expenses	27.00	15,36,64,253	18,23,95,625
<b>Net Income before adjustment of WPPF</b>		<b>10,69,68,984</b>	<b>10,16,55,431</b>
Less: Workers Profit Participation Fund	28.00	50,93,761	48,40,735
<b>Net Profit before adjustment of Income Tax</b>		<b>10,18,75,223</b>	<b>9,68,14,696</b>
Less: Income Tax Charged for the year	29.00	2,73,17,096	2,60,76,368
<b>Net Profit After Tax</b>		<b>7,45,58,127</b>	<b>7,07,38,328</b>
<b>Other Comprehensive Income</b>		-	-
<b>Total Comprehensive Income for the period</b>		<b>7,45,58,127</b>	<b>7,07,38,328</b>
<b>Earnings Per Share (EPS)</b>	30.00	<b>6.78</b>	<b>6.43</b>

The Notes are an integral part of the Financial Statements.

Approved and authorised for issue by the Board of Directors on 10th October, 2017 and signed for and on behalf of the Board:

  
 Muhammad Tarek Hossain Khan  
 Chief Financial Officer &  
 Company Secretary

  
 Md. Abu Jafar Chowdhury  
 Director

  
 Md. Abdur Razzaq  
 Managing Director

Date: 10th October, 2017  
 Place: Dhaka.

  
 G. Kibna & Co.  
 Chartered Accountants





**JMI Syringes & Medical Devices Ltd.**  
**Statement of Changes in Equity**  
**For the year ended 30th June, 2017**

Particulars	Share Capital, Tk.	Tax Holiday Reserve, Tk.	Revaluation Surplus, Tk.	Retained Earnings, Tk.	Total Amount, Tk.
At the beginning of the period	11,00,00,000	1,21,19,070	41,41,70,345	17,46,71,828	71,09,61,243
Net Profit after Tax	-	-	-	7,45,58,127	7,45,58,127
Divident for the Period-Jan-15 to June-16 (25% +10%)	-	-	-	(3,85,00,000)	(3,85,00,000)
Revaluation Reserve Adjustment	-	-	(1,20,68,241)	1,20,68,241	-
Tax on Revaluation Adjustment	-	-	-	(30,17,060)	(30,17,060)
<b>At the end of the period</b>	<b>11,00,00,000</b>	<b>1,21,19,070</b>	<b>40,21,02,104</b>	<b>21,97,81,136</b>	<b>74,40,02,310</b>

**For the year ended 30th June, 2016**


Particulars	Share Capital, Tk.	Tax Holiday Reserve, Tk.	Revaluation Surplus, Tk.	Retained Earnings, Tk.	Total Amount, Tk.
At the beginning of the period	11,00,00,000	1,21,19,070	32,60,65,457	11,56,41,971	56,38,26,498
Revaluation for the period	-	-	9,98,01,289	-	9,98,01,289
Net Profit after Tax	-	-	-	7,07,38,328	7,07,38,328
Divident for the year-2014 (20% Cash)	-	-	-	(2,20,00,000)	(2,20,00,000)
Revaluation Reserve Adjustment	-	-	(1,16,96,401)	1,16,96,401	-
Tax on Revaluation Adjustment	-	-	-	(14,04,872)	(14,04,872)
<b>At the end of the period</b>	<b>11,00,00,000</b>	<b>1,21,19,070</b>	<b>41,41,70,345</b>	<b>17,46,71,828</b>	<b>71,09,61,243</b>

The Notes are an integral part of the Financial Statements.

Approved and authorised for issue by the Board of Directors on 10th October, 2017 and signed for and on behalf of the Board

  
 Muhammad Tarek Hossain Khan  
 Chief Financial Officer &  
 Company Secretary

  
 Md. Abu Jafar Chowdhury  
 Director

  
 Md. Abdur Razzaq  
 Managing Director

Date: 10th October, 2017  
 Place: Dhaka.

  
 G. Kibria & Co.  
 Chartered Accountants





**JMI Syringes & Medical Devices Ltd.**  
**Statement of Cash Flows**  
**For the year ended 30th June, 2017**


Particulars	30th June-2017 BDT	30th June-2016 BDT
<b>Cash Flow from Operating Activities</b>		
Collection from Customers & Others	1,44,28,43,908	1,45,41,69,389
Payments to Suppliers and Others	(1,23,12,60,278)	(1,04,35,68,030)
Tax Paid	(5,79,15,379)	(5,75,84,010)
<b>Net Cash Flow from Operating Activities</b>	<b>15,36,68,251</b>	<b>35,30,17,349</b>
<b>Cash Flow from Investing Activities</b>		
Acquisition of Non-Current Assets	(13,33,16,192)	(1,73,11,920)
Disposal of Vehicle	9,80,000	15,27,406
<b>Net Cash Flow from Investing Activities</b>	<b>(13,23,36,192)</b>	<b>(1,57,84,514)</b>
<b>Cash Flow from Financing Activities</b>		
Long Term Loan Received	15,50,50,000	17,99,90,632
Long Term Loan Paid	(27,49,98,694)	(18,44,13,262)
Short Term Loan Received	59,50,88,484	91,36,172
Short Term Loan Paid	(31,37,97,655)	(2,58,25,733)
Sister Concern Loan Received	17,65,01,867	21,39,94,000
Sister Concern Loan Paid	(30,81,05,165)	(25,46,39,961)
Dividend & Dividend Tax Paid	(3,92,28,087)	(2,11,56,731)
Interest & Bank Charges paid	(15,05,59,546)	(12,17,13,749)
<b>Net Cash Flow from Financing Activities</b>	<b>(16,00,48,796)</b>	<b>(20,46,28,632)</b>
<b>Net Cash Surplus/(Deficit) for the period</b>	<b>(13,87,16,737)</b>	<b>13,26,04,203</b>
Cash and Bank Balance at the Beginning of the period	18,60,61,130	5,34,56,926
<b>Cash and Bank Balance at the End of the period</b>	<b>4,73,44,393</b>	<b>18,60,61,129</b>
<b>Net Operating Cash Flow Per Share (NOCFPS)</b>	<b>13.97</b>	<b>32.09</b>

The Notes are an integral part of the Financial Statements.

Approved and authorised for issue by the Board of Directors on 10th October, 2017 and signed for and on behalf of the Board:

  
 Muhammad Tarek Hossain Khan  
 Chief Financial Officer &  
 Company Secretary

  
 Md. Abu Jafar Chowdhury  
 Director

  
 Md. Abdur Razzaq  
 Managing Director

Date: 10th October, 2017  
 Place: Dhaka.

  
 G. Kibria & Co.  
 Chartered Accountants





**JMI Syringes & Medical Devices Ltd.**  
**Notes to the Financial Statements**  
**For the year ended 30<sup>th</sup> June, 2017**

**1. Reporting Entity:**

**1.1 About the Company:**

**JMI Syringes & Medical Devices Ltd.** was incorporated as a Private Limited Company on 5<sup>th</sup> April, 1999 in Bangladesh with an Authorized Capital of Tk. 6,00,00,000/- divided into 600,000 ordinary shares of Tk. 100/= each under the Companies Act., 1994. Subsequently the Company increased its Authorized Capital to Tk. 30,00,00,000/- and reduced the denomination of the shares from Tk. 100/= to Tk. 10/= as per Extra Ordinary General Meeting held on February 04, 2002 and was converted into a Public Limited Company as per Extra Ordinary General Meeting held on August 20, 2002. Again the Company reverted its denomination of the shares from Tk. 10/= to Tk. 100/= as per Extra Ordinary General Meeting held on May 05, 2003 and went for public issue during that year. Company's share is listed with the Dhaka and Chittagong Stock Exchange Ltd.

The Company has changed its name from **JMI-Bangla Co. Ltd.** to **JMI Syringes & Medical Devices Ltd.** by an Extra-Ordinary resolution passed on October 01, 2009 and this change has been approved by the Registrar of Joint Stock Companies & Firms on April 15, 2010.

The Company has changed an authorized capital from Tk. 30 Crore to Tk. 100 Crore and reverted its denomination of the share from Tk. 100/= to Tk. 10/= each. So that the Ordinary Shares of the Company has also been changed from 30 Lac to 10 Crore. It was approved by the shareholder an Extra Ordinary General Meeting held on 29<sup>th</sup> September, 2012 and also approved by the Registrar of Joint Stock Companies on 14-11-2012.

Pursuant to the directive issued by the Bangladesh Securities and Exchange Commission vide no. SEC/SRMIC/2011/1240/445, dated 27<sup>th</sup> April, 2016 and in compliance with the provision of the Finance Act-2015, the Company has changed the Financial Year from July to June instead of January to December with effect from 1<sup>st</sup> July, 2016. In this connection the present financial year will be 1<sup>st</sup> July, 2016 to 30<sup>th</sup> June, 2017 and consider in the up-coming 18<sup>th</sup> AGM.

**1.2 Nature of Business:**

The Company is primarily engaged in business of manufacturing and marketing of Disposable Syringe, Auto Disable Syringe (AD Syringe), Needle (blister pack), Infusion Set, Scalp Vein Set, Urine Drainage Bag, Insulin Syringe, First AID Bandage, Eye Gel Set, Riles Tube, IV Cannula, Feeding Tube, Cooper-T and Blood Lancets etc.

**1.3 Registered Office:**

The Registered Office of the Company is situated at 7/A, Shantibag, Dhaka, Bangladesh.

**1.4 Factory:**

The factory of the Company is situated at Noapara, Chauddagam, Comilla, Bangladesh.

**1.5 Commencement of Business:**

The Company commenced commercial operation on 26<sup>th</sup> January 2002. But the operation has stopped for some technical reason for 5 months and commercial operation has restarted from June 18, 2002.

**1.6 Number of Employees:**

The number of employee at the end of the year was 1108.





## **2. Basis of Preparation of Financial Statements:**

### **2.1 Basis of Measurement:**

The financial statements have been prepared on Historical Cost Basis except land and building being revalued on 31<sup>st</sup> December, 2012, & 3<sup>rd</sup> December, 2015 and the cash flow statement being prepared on cash basis.

### **2.2 Statement of Compliance:**

The financial statements have been prepared in compliance with the requirements of the Companies Act 1994, Securities & Exchange Rules 1987, the Listing Regulations of Dhaka and Chittagong Stock Exchanges and other relevant local laws as applicable and in accordance with the International Financial Reporting Standards (IFRSs), and Bangladesh Financial Reporting Standards (BFRSs).

### **2.3 Presentation of Financial Statements:**

The presentation of Financial Statements is in accordance with guidelines provided by IAS 1: Presentation of Financial Statements.

The financial statements comprises of:

- a) a Statement of Financial Position as at June 30, 2017;
- b) a Statement of Comprehensive Income for the year ended June 30, 2017;
- c) a Statement of Changes in Equity for the year ended June 30, 2017;
- d) a Statement of Cash Flows for the year ended June 30, 2017;
- e) notes, comprising summary of significant accounting policies and explanatory information.

### **2.4 Reporting Period:**

The financial statements cover one financial year (12 months) from July 01, 2016 to June 30, 2017.

### **2.5 Authorization for issue:**

The financial statements have been authorized for issue by the Board of Directors on October 10, 2017.

### **2.6 Functional and Presentation Currency:**

The financial statements are prepared and presented in Bangladesh Currency (Taka), which is the company's functional currency. All information presented has been rounded off to the nearest Taka except where indicated otherwise.

### **2.7 Comparative Information:**

Comparative information has been disclosed in respect of the year 2015-2016 & 2016-2017 for all numerical information in the financial statements and also the narrative and descriptive information where it is relevant for understanding of the current period financial statements.

Figures for the year 2015-2016 have been re-arranged wherever considered necessary to ensure better comparability with the current period.

### **2.8 Use of Estimates and Judgments:**

The preparation of financial statements in conformity with the IFRSs including IASs require management to make judgments, estimates and assumptions that affect the application of accounting policies and the reported amounts of assets, liabilities, income and expenses, and for contingent assets and liabilities that require disclosure, during and at the date of the financial statements.

Actual results may differ from these estimates. Estimates and underlying assumptions are reviewed on an ongoing basis. Any revision of accounting estimates are recognized in the period in which the estimate is revised and in any future periods affected.

In particular, the key areas of estimation, uncertainty and critical judgments in applying accounting policies that have the most significant effect on the amounts recognized in the financial statements include depreciation, inventory valuation, accrued expenses and other payable.

## **3. Significant Accounting Policies:**

The accounting principles and policies in respect of material items of financial statements set out below have been applied consistently to all periods presented in these financial statements.





### 3.1 Revenue Recognition:

In compliance with the requirements of IAS 18: Revenue, revenue receipts from customers against sales is recognized when products are dispatched to customers, that is, when the significant risk and rewards to ownership have been transferred to the buyer, recovery of the consideration is probable, the associated costs and possible return of goods can be estimated reliably, and there is no continuing management involvement with the goods.

Revenue from sales is exclusive of VAT.

Wastage sales including with sales statement for the year 2015-2016 & 2016-2017.

### 3.2 Property, Plant and Equipment:

#### 3.2.1 Recognition and Measurement:

This has been stated at cost or revalued amount less accumulated depreciation in compliance with the requirements of IAS 16: Property, Plant and Equipment. The cost of acquisition of an asset comprises its purchase price and any directly attributable cost of bringing the assets to its working condition for its intended use inclusive of inward freight, duties and non-refundable taxes.

#### 3.2.2 Maintenance Activities:

The company incurs maintenance costs for all its major items of property, plant and equipment. Repair and maintenance costs are charged as expenses when incurred.

#### 3.2.3 Depreciation:

Depreciation is provided to amortize the cost of the assets after commissioning, over the period of their expected useful lives, in accordance with the provisions of IAS 16: Property, Plant and Equipment. Depreciation is provided at the following rates on reducing balance basis:

Sl. No.	Name of Assets	% Of Depreciation
01.	Land and Land Development	0%
02.	Factory Building	5%
03.	Machineries	7%
04.	Furniture and Fixtures	10%
05.	Factory and Office Equipment	20%
06.	Office Decoration	10%
07.	Power Station	15%
08.	Air Cooler	20%
09.	Telephone Line Installation	15%
10.	Deep Tubewel & Pump	15%
11.	Crockeries and Cutleries	20%
12.	Vehicles	20%

The company's policy is to transfer excess depreciation of revalued assets are transferred from revaluation surplus to retained earnings.

#### 3.2.4 The Changes in Accounting Policy:

The management had changed the rate of depreciation for the following assets from the year-2005 to till now:

Name of Assets	Present Rate	Previous Rate
Factory Building	5%	20%
Machineries	7%	20%

Rate of depreciation for other assets are consistently following.





### **3.2.5 Retirements and Disposal:**

On disposal of fixed assets, the cost and accumulated depreciation are eliminated and gain loss on such disposal is reflected in the income statement, which is determined with reference to the net book value of the assets and net sales proceeds.

### **3.3 Leased Assets:**

In compliance with the IAS 17: Leases, cost of assets acquired under finance lease along with related obligation has been accounted for as assets and liabilities respectively of the company, and the interest element has been charged as expenses. Lease payments made under finance leases are apportioned between the finance expenses and the reduction of the outstanding liability.

### **3.4 Financial Instruments:**

A financial instrument is any contract that gives rise to a financial asset of one entity and a financial liability or equity instrument of another entity.

#### **3.4.1 Financial Assets:**

Financial assets of the company include cash and cash equivalents, accounts receivable and other receivables. The company initially recognizes receivable on the date they are originated. All others financial assets are recognized initially on the date at which the company becomes a party to the contractual provisions of the transaction. The company derecognizes a financial asset when and only when the contractual rights or probabilities of receiving the cash flows from the asset expire or it transfer the rights to receive the contractual cash flows on the financial asset in a transaction in which substantially all the risk and rewards of ownership of the financial asset are transferred.

##### **3.4.1(a) Accounts Receivable:**

Accounts receivable are created at original invoice amount less any provisions for doubtful debts. Provisions are made where there is evidence of a risk of non-payment, taking into account aging, previous experience and general economic conditions. When an accounts receivable is determined to be uncollected it is written off, firstly against any provision available and then to the profit and loss account. Subsequent recoveries of amounts previously provided for are credited to the profit and loss account.

##### **3.4.1(b) Cash and Cash Equivalents:**

Cash and cash equivalents include cash in hand, in transit and with banks on current, std and deposit accounts which are held and available for use by the company without any restriction. There is insignificant risk of change in value of the same.

##### **3.4.2 Financial Liability:**

Financial liabilities are recognized initially on the transaction date at which the company becomes a party to the contractual provisions of the liability. The company derecognizes a financial liability when its contractual obligations are discharged or cancelled or expire. Financial liabilities include payable for expenses, liability for capital expenditure and other current liabilities.

### **3.5 Impairment:**

#### **(a) Financial Assets:**

Accounts receivable and other receivables are assessed at each reporting date to determine whether there is any objective evidence of impairment. Financial assets are impaired if objective evidence indicates that a loss event has occurred after the initial recognition of the asset and that the loss event had a negative effects on the estimated future cash flows of that asset, that can be estimated reliably. Objective evidence that financial assets are impaired can include default or delinquency by a debtor, indications that a debtor or issuer will enter bankruptcy etc.

#### **(b) Non-Financial Assets:**

An asset is impaired when its carrying amount exceeds its recoverable amount. The company assesses at each reporting date whether there is any indication that an asset may be impaired. If any such indication exists, the company estimates the recoverable amount of the asset. The recoverable amount of an asset is the higher of its fair value less costs to sell and its value in use. Carrying amount of the assets is reduced to its recoverable amount by recognizing an impairment loss if, and only if, the recoverable amount of the asset is less than its carrying amount. Impairment loss is recognized





immediately in profit or loss, unless the asset is carried at revalued amount. Any impairment loss of a revalued asset shall be treated as a revaluation decrease.

**3.6 Inventories:**

Inventories are carried at the lower of cost and net realizable value as prescribed by IAS 2: Inventories. Cost is determined on weighted average cost basis. The cost of inventories comprises of expenditure incurred in the normal course of business in bringing the inventories to their present location and condition. Net realizable value is based on estimated selling price less any further costs expected to be incurred to make the sale.

**3.7 Provisions:**

A provision is recognized in the statement of financial position when the company has a legal or constructive obligation as a result of a past event, it is probable that an outflow of economic benefits will be required to settle the obligation and a reliable estimate can be made of the amount of the obligation. Provision is ordinarily measured at the best estimate of the expenditure required to settle the present obligation at the date of statement of financial position. Where the effect of time value of money is material, the amount of provision is measured at the present value of the expenditures expected to be required to settle the obligation.

**3.8 Income Tax Expenses:**

Income tax expenses comprises of current and deferred tax. Income tax expenses is recognized in the Statement of Comprehensive Income and accounted for in accordance with the requirements of IAS 12: Income Tax.

**Current tax:**

Current tax is the expected tax payable on the taxable income for the year, and any adjustment to tax payable in respect of previous years. The company qualifies as a "Publicly Traded Company" ; hence the applicable Tax Rate is 25.00% for profit on local sales & 12.50% for profit on export sales.

**Deferred tax:**

The company has recognized deferred tax using balance sheet method in compliance with the provisions of IAS 12: Income Taxes. The company's policy of recognition of deferred tax assets / liabilities is based on temporary differences (Taxable or deductible) between the carrying amount (Book value) of assets and liabilities for financial reporting purpose and its tax base, and accordingly, deferred tax income / expenses has been considered to determine net profit after tax and earnings per shares (EPS).

A deferred tax asset is recognized to the extent that it is probable that future taxable profit will be available, against which temporary differences can be utilized. Deferred tax assets are reviewed at each reporting date and reduced to the extent that it is no longer probable that the related tax benefit will be realized.

**3.9 Interest Income:**

Interest income is recognized on accrual basis.

**3.10 Borrowing Cost:**

Borrowing costs are recognized as expenses in the period in which they are incurred unless capitalization of such is allowed under IAS 23: Borrowing Costs.

**3.11 Employee Benefits:**

The company maintains both defined contribution plan and defined benefit plan for its eligible permanent employees. The eligibility is determined according to the terms and conditions set forth in the respective deeds.

The company has accounted for and disclosed employee benefits in compliance with the provisions of IAS 19: Employee Benefits.

The cost of employee benefits is charged off as revenue expenditure in the period to which the contributions relate.





The company's employee benefits include the following:

**(a) Short-term employee benefits:**

Short-term employee benefits include salaries, bonuses, overtime, holiday allowance, TA/DA, leave encashment, fooding allowance, transportation, accommodation, etc. Obligations for such benefits are measured on an undiscounted basis and are expensed as the related service is provided.

**(b) Contribution to Workers' Profit Participation and Welfare Funds:**

This represents 5% of net profit before tax contributed by the company as per provisions of the Bangladesh Labor (amendment) Act 2014 and is payable to workers as defined in the said law.

**(c) Insurance Scheme:**

Employees of the company are covered under insurance schemes.

**(d) Provident Fund:**

Employees of the company are enjoyed provident fund facility under the provident fund policy. The Policy of Provident Fund of the Company has been registered under the Govt. Rules & Regulation.

**3.12 Proposed Dividend:**

The amount of proposed dividend has not been accounted for but disclosed in the notes to the accounts in accordance with the requirements of International Accounting Standard (IAS) 1: Presentation of Financial Statements. Also, the proposed dividend has not been considered as "Liability" in accordance with the requirements of IAS 10: Events After The Reporting Period, because no obligation exists at the time of approval of accounts and recommendation of dividend by the Board of Directors.

**3.13 Earnings per Share (EPS):**

This has been calculated in compliance with the requirements of IAS 33: Earnings Per Share by dividing the basic earnings by the weighted average number of ordinary shares outstanding during the year.

**Basic EPS:**

The company presents basic earnings per share (EPS) data for its ordinary shares. Basic EPS is calculated by dividing the profit or loss attributable to ordinary shareholders of the company by the weighted average number of ordinary shares outstanding during the period.

**Diluted EPS:**

Diluted EPS is only be calculated where the company has commitment to issue ordinary share at future date at reporting date. No such commitment is hold by the company at reporting date.

**3.14 Foreign Currency Transaction:**

Foreign currency transactions are recorded at the applicable rates of exchange ruling at the transaction date. The monetary assets and liabilities, if any, denominated in foreign currencies at the financial position date are translated at the applicable rates of exchanges ruling at that date. Exchange differences are charged off as revenue expenditure in compliance with the provisions of IAS 21: The Effects of Changes in Foreign Currency Rates.

**3.15 Statement of Cash Flows:**

The Statement of Cash Flow has been prepared in accordance with the requirements of IAS 7: Statement of Cash Flows. The cash generated from operating activities has been reported using the Direct Method as prescribed by the Securities and Exchange Rules, 1987 and as the benchmark treatment of IAS 7, whereby major classes of gross cash receipts and gross cash payments from operating activities are disclosed.

**3.16 Events after Reporting Period:**

Even after the reporting period that provide additional information about the company's position at the date of Statement of Financial Position or those that indicate that the going concern assumption is not appropriate are reflected in the financial statements. Events after reporting period that are not adjusting events are disclosed in the notes when material.





	30-Jun-17	30-Jun-16
4.00 (a) Property, Plant & Equipment:	Tk. 1,18,26,92,376	1,09,96,32,177
The details of property, plant & equipment are shown in Annexure-1		
The above balances are made up as follows :		
Opening Balance (At Cost)	1,51,24,59,919	1,39,74,38,410
Addition during the year	13,33,16,192	11,71,13,209
Sales / Transfer	(13,19,700)	(20,91,700)
<b>Total Cost</b>	<b>1,64,44,56,411</b>	<b>1,51,24,59,919</b>
Less: Accumulated Depreciation (Notes-4-b)	46,17,64,035	41,28,27,742
<b>Carrying Value</b>	<b>Tk. 1,18,26,92,376</b>	<b>1,09,96,32,177</b>

**(b) Accumulated Depreciation**

Opening Balance	41,28,27,742	36,44,05,338
Add: Depreciation during the year (Notes-4-c)	4,98,49,091	4,92,50,398
Less: Adjustment (Sales / Transfer)	(9,12,798)	(8,27,994)
<b>Closing Balance of Accumulated Depreciation</b>	<b>46,17,64,035</b>	<b>41,28,27,742</b>

**(c) Allocation of depreciation charge for the period has been made in the accounts as follows:**

Factory Overhead	4,61,13,913	4,63,98,809
Administrative Expenses	37,35,178	28,51,590
<b>Tk.</b>	<b>4,98,49,091</b>	<b>4,92,50,398</b>

**(d) Revaluation Reserve:**

<b>Tk.</b>	<b>40,21,02,104</b>	<b>41,41,70,345</b>
------------	---------------------	---------------------

The Company has revalued of their land and factory building by Axis Resources Ltd. and certified by Hoda Vasi Chowdhury & Co., Chartered Accountants as of 30th September, 2012, following " Current cost method". Such revaluation resulted into a revaluation surplus aggregating Tk. 35,04,06,455/=. Again the company has revalued of their Land & Factory Building on the basis of 30th September, 2015 by M/S. Malek Siddiqui Waili, Chartered Accountants and revaluation surplus aggregating Tk. 9,98,01,289/= Current balance is arrived at as follows:

Opening Balance	41,41,70,345	32,60,65,457
Add: Revaluation during the year	-	9,98,01,289
Less: Excess depreciation on revalued assets	(1,20,68,241)	(1,16,96,401)
<b>Tk.</b>	<b>40,21,02,104</b>	<b>41,41,70,345</b>

**5.00 Inventories :**

The above balances are made up as follows :

<b>A) Raw, Chemical and Packing Materials</b>	15,28,42,121	9,67,15,669
Raw and Chemical materials	12,13,97,516	5,73,85,809
Packing Materials	3,14,44,605	3,93,29,860
<b>B) Work-in-Process</b>	3,43,95,093	7,79,74,967
<b>C) Finished Goods</b>	26,06,94,694	10,31,90,612
<b>D) Generator Fuel, Stationery, Spare Parts &amp; Others</b>	57,44,564	18,72,864
<b>Total of Inventory</b>	<b>Tk. 45,36,76,472</b>	<b>27,97,54,112</b>

As net realisable value of stock of Raw Materials, WIP & Finished Goods are higher than the acquisition cost or manufacturing cost, as such all these items of stocks were valued at cost.

**6.00 Advance, Deposits and Prepayments :** Tk. 18,18,15,696 7,34,14,089

The above balances are made up as follows :

Security deposit to CPB Samity-2	30,06,227	30,06,227
Advance to Employee	23,89,295	3,16,600
Security Deposit for Office Rent & Depot Rent	30,49,655	13,50,400
Advance to ISN	3,000	3,000
Advance to Rankstel	4,000	4,000
Security deposit to CDBL	2,00,000	2,00,000
Security deposit to Sonali Bank	1,73,400	1,73,400
Advance to Md. Abdur Razzaq, Managing Director (Land)	19,58,406	-
Advance to Md. Javed Iqbal Pathan, Chairman (Floor Space)	7,76,55,003	-
LC Margin & Others	59,62,500	1,55,45,980
Advance for Purchase of Tender Goods	2,18,01,464	36,29,392
Advance to Supplier	4,32,58,728	3,34,65,668
Bank Guarantee & Earnest Money Security	1,42,33,305	1,33,03,652
VAT Current Account	81,20,713	24,15,770
<b>Total</b>	<b>Tk. 18,18,15,696</b>	<b>7,34,14,089</b>

**Maturity analysis for above amount as under:**

Adjustment within 1 year	17,53,79,414	6,86,77,062
Adjustment within after 1 year	64,36,282	47,37,027
<b>Total</b>	<b>Tk. 18,18,15,696</b>	<b>7,34,14,089</b>



<b>7.00 Short Term Loan</b>	<b>Tk.</b>	<b>13,16,03,298</b>	<b>-</b>
The above balances are made up as follows :			
a) Nipro JMI Pharma Ltd.		1,20,23,533	-
b) JMI Vaccine Ltd.		3,70,00,000	-
c) JMI Hospital Requisit Mfg. Ltd. (Purchase of Goods)		8,25,79,765	-
<b>Total</b>	<b>Tk.</b>	<b>13,16,03,298</b>	<b>-</b>

The above amount is unsecured but considered good and bears interest @1% above the commercial bank's interest rate.

<b>8.00 Advance Income Tax:</b>	<b>Tk.</b>	<b>18,83,00,873</b>	<b>14,54,88,519</b>
The above balances are made up as follows :			
Opening Balance		14,54,88,519	10,41,61,191
<b>Addition during the period</b>		<b>5,79,15,379</b>	<b>5,75,84,010</b>
AIT deducted against Sales		4,38,63,488	5,29,52,153
AIT deposit against Vehicle		1,58,500	2,69,000
AIT deposit against Bank Interest		20,643	44,397
AIT deducted against Import of Raw Materials		1,38,72,748	43,18,460
<b>Balance after addition</b>		<b>20,34,03,898</b>	<b>16,17,45,201</b>
Less: Income Tax Charged for the year		(1,20,85,965)	(1,48,51,810)
Less: Tax on Revaluation Surplus adjustment		(30,17,060)	(14,04,872)
<b>Closing Balance</b>	<b>Tk.</b>	<b>18,83,00,873</b>	<b>14,54,88,519</b>

<b>9.00 Accounts Receivable :</b>	<b>Tk.</b>	<b>29,40,29,329</b>	<b>23,74,34,100</b>
The above balances are made up as follows :			
Opening Balance		23,74,34,100	21,05,81,407
Add: Sales with VAT during the year		1,49,64,00,226	1,47,82,15,914
<b>Balance after addition</b>		<b>1,73,38,34,326</b>	<b>1,68,87,97,321</b>
Less Realisation / adjustment during the year		1,43,98,04,997	1,45,13,63,221
<b>Closing Balance</b>	<b>Tk.</b>	<b>29,40,29,329</b>	<b>23,74,34,100</b>

Subsequently the receivables have been realized and aging are as follows:

**Receivable Aging:**

Receivable amount within 30 Days	18,76,27,037	12,65,34,497
Receivable amount within 60 Days	8,24,04,968	8,57,45,042
Receivable amount within 90 Days	2,00,28,328	2,11,38,795
Receivable amount over 90 Days	39,68,996	40,15,766
<b>Total Receivable Amount</b>	<b>Tk.</b>	<b>29,40,29,329</b>

**Disclosure for related party transaction as Sundry Debtors:**

Name	Total Transaction for the year	Closing Balance 30/6/17	Closing Balance 30/6/16
Nipro JMI Pharma Ltd.	40,28,523	23,44,296	18,78,046
JMI Hospital Requisit Mfg. Ltd.	9,36,013	17,84,795	8,48,835
Nipro JMI Company Ltd.	400	4,926	4,926
Nipro JMI Dialysis Centre Ltd.	69,271	38,543	39,234
<b>Total</b>	<b>50,34,207</b>	<b>41,72,560</b>	<b>27,71,041</b>

No foreign currency balance receivable at the year end.

<b>10.00 Cash &amp; Cash Equivalents:</b>	<b>Tk.</b>	<b>4,73,44,393</b>	<b>18,60,61,130</b>
-------------------------------------------	------------	--------------------	---------------------

The above balances are made up as follows :

<b>Cash at Bank</b>	<b>3,46,24,734</b>	<b>17,43,36,299</b>
Janata Bank, Corporate Branch, CD A/c-1010216	34,38,631	55,01,126
Jamuna Bank, F.Ex. Branch-CD A/c-210005144	1,04,283	1,04,283
Janata Bank, Corporate Branch, STD A/c- 004001122	7,583	8,470
Janata Bank, Corporate Branch, STD A/c- 004001592	4,09,788	3,66,36,147
Janata Bank, Corporate Branch, FC A/c-402000452	6,70,900	1,70,608
Janata Bank, Chauddagram Branch, CD A/c- 001006817	60,98,780	3,00,000
Janata Bank, Corporate Branch, STD A/c- 004001119	7,583	8,470
Janata Bank, Corporate Branch, SD A/c-70104001 (LC / PAD)	1,41,75,856	-
AB Bank, IPO A/c-221252430	31,218	31,218
Pubali Bank Ltd. CD A/c-99798	5,403	2,003
Pubali Bank Ltd. STD A/c-2001221	2,32,876	-
Standard Bank Ltd. Motijheel Branch, CD A/c-00233012214	2,86,245	12,71,95,388
Dutch Bangla Bank CD A/c-10411024464	68,779	10,315
Dutch Bangla Bank STD A/c-1011205276	90,85,848	43,67,310
Islami Bank Chauddagram Branch-A/c-1320	961	961





Cash in Hand		1,27,19,659	1,17,24,831
Head Office		37,73,000	47,09,463
Factory Office		89,01,502	69,82,174
Depot Office		45,157	33,194
Closing Balance	Tk.	4,73,44,393	18,60,61,130

Foreign currency balance at the end of the year US\$ 8,386.25 equivalent BDT: 6,70,900/= in FC A/C of Janata Bank Ltd.

		30-Jun-17	30-Jun-16
11.00 SHARE CAPITAL :	Tk.	11,00,00,000	11,00,00,000

This represents :

Authorized :

10,00,00,000 Ordinary Shares of Tk.10/- each

1,00,00,00,000 1,00,00,00,000

Issued, Subscribed & Paid up Capital :

1,10,00,000 Ordinary Shares of Tk.10/- each at par fully paid up in cash

11,00,00,000 11,00,00,000

(a) Composition of Shareholding:

	Shares	Shares
	1,10,00,000	1,10,00,000
Sponsors	68,24,000	71,14,000
Bangladeshi	54,24,000	57,14,000
Foreigners	14,00,000	14,00,000
Public Shares	41,76,000	38,86,000
General Public	31,35,400	25,79,200
Institution	10,40,600	13,06,800

(b) Distribution Schedule:

The distribution schedule showing the number of shareholders and their shareholdings in percentage has been disclosed below as a requirement of the "Listing Regulations" of Stock Exchanges:

Range of Holdings in number of shares	Number of shareholders		% Of shareholders		No. of Shares		% of Share Capital	
	2017	2016	2017	2016	2017	2016	2017	2016
1 to 500	1,199	952	53.94	54.74	2,50,149	2,06,390	2.27	1.88
501 to 5,000	880	655	39.59	37.67	14,22,062	10,57,579	12.93	9.61
5,001 to 10,000	62	56	2.79	3.22	4,47,000	4,08,129	4.06	3.71
10,001 to 20,000	55	42	2.47	2.42	7,65,076	5,96,398	6.96	5.42
20,001 to 30,000	2	5	0.09	0.29	96,500	1,22,115	0.88	1.11
30,001 to 40,000	6	7	0.27	0.40	2,42,133	2,46,110	2.20	2.24
40,001 to 50,000	4	3	0.18	0.17	1,81,760	1,33,909	1.65	1.22
50,001 to 1,00,000	6	8	0.27	0.46	4,77,880	5,48,017	4.34	4.98
1,00,001 to 10,00,000	4	8	0.18	0.46	7,28,040	18,48,813	6.62	16.81
Over 10,00,000	5	3	0.22	0.17	63,89,400	58,32,540	58.09	53.02
Total	2,223	1,739	100.00	100.00	1,10,00,000	1,10,00,000	100	100

(C) Market Price of Ordinary Shares:

The shares are listed with Dhaka and Chittagong Stock Exchanges. On the last working day of the year, each share was quoted at Tk. 181.00 in Dhaka Stock Exchange Ltd. and Tk. 180.10 in Chittagong Stock Exchange Ltd.

		30-Jun-17	30-Jun-16
12.00 Tax Holiday Reserve :	Tk.	1,21,19,070	1,21,19,070
This has been provided for as per provision of the Income Tax Ordinance 1984 which is arrived as follows:			
Opening Balance		1,21,19,070	1,21,19,070
Addition during the period		-	-
Closing Balance	Tk.	1,21,19,070	1,21,19,070

As per circular of NBR the tax holiday reserve has been made @40% on net profit earned by the Company up to 31-12-2006.

13.00 Long Term Loan-Secured (Non Current Maturity)	Tk.	1,17,19,53,587	54,28,87,304
This represents long term loans from financial institutions are as follows:			
1. Janata Bank Ltd, Janata Bhaban Corporate Branch, Dhaka		1,04,45,00,475	45,75,38,418
2. Union Capital Ltd, Panthopath, Dhaka		-	7,08,08,914
3. Premier Leasing & Finance Ltd, Motijheel, Dhaka		-	1,45,39,972
4. One Bank Ltd, Motijheel Branch, Dhaka		12,33,25,225	-
5. Pubali Bank Ltd, BB Avenue Branch, Dhaka		41,27,887	-
Total	Tk.	1,17,19,53,587	54,28,87,304

14.00 Long Term Loan-Secured (Current Maturity)	Tk.	1,21,07,000	29,88,30,095
-------------------------------------------------	-----	-------------	--------------

This represents current portion of long term secured loan from financial institutions which are repayable within next 12 months from July, 2016 and consists of the following:

1. Janata Bank Ltd, Janata Bhaban Corporate Branch, Dhaka		1,21,07,000	13,29,30,156
2. Union Capital Ltd, Panthopath, Dhaka		-	9,58,50,941
3. Premier Leasing & Finance Ltd, Motijheel, Dhaka		-	6,91,60,067



4. United Leasing Co. Ltd, Farmgate, Dhaka	-	8,88,931
5. One Bank Ltd, Motijheel Branch, Dhaka	2,47,40,852	-
6. Pubali Bank Ltd, BB Avenue Branch, Dhaka	8,57,297	-
<b>Total</b>	<b>Tk. 1,21,07,000</b>	<b>29,88,30,095</b>

- a) Lender:
1. Janata Bank, Corporate Branch, Dhaka.
  2. Union Capital Ltd, Panthopath, Dhaka
  3. Premier Leasing & Finance Ltd, Motijheel, Dhaka
  4. United Leasing Co. Ltd, Farmgate, Dhaka
  5. One Bank Ltd, Motijheel Branch, Dhaka
  6. Pubali Bank Ltd, BB Avenue Branch, Dhaka
- b) Security:
1. 1st Charge on Project Land, Building and Plant and Machinery of the Company and personal guarantee of all directors.
  2. Mortgage/ Lien of Sponsor Director's Share & personal guarantee of all directors of the Company
  3. Mortgage/ Lien of Sponsor Director's Share & personal guarantee of all directors of the Company
  4. Mortgage/ Lien of Sponsor Director's Share & personal guarantee of all directors of the Company
  5. Mortgage/ Lien of Sponsor Director's Share & personal guarantee of all directors of the Company
  6. Mortgage/ Lien of Assets of Sister Concern & personal guarantee of all directors of the Company
- c) Interest Rate:
1. 12% p.a. compounded half-yearly
  2. 12.75% p.a. compounded monthly
  3. 13% p.a. compounded monthly
  4. 14% p.a. compounded monthly
  5. 9.50% p.a. compounded quarterly & monthly
  6. 9% p.a. compounded monthly

<b>15.00 Deferred Tax Liability</b>	<b>Tk. 4,92,16,481</b>	<b>3,39,85,350</b>
Opening Balance	3,39,85,350	2,69,49,857
Addition during the year	1,52,31,131	70,35,493
<b>Net Balance of Deferred Tax Liability</b>	<b>Tk. 4,92,16,481</b>	<b>3,39,85,350</b>

<b>16.00 Short Term Loan :</b>	<b>Tk. 37,51,73,265</b>	<b>21,74,11,708</b>
The above balances are made up as follows :		
A. Janata Bank CC Hypo A/c	-	20,39,11,324
B. Janata Bank PAD L/C A/c	9,82,06,208	1,35,00,384
C. One Bank Ltd. CC Hypo A/c	27,69,67,057	-
<b>Total</b>	<b>Tk. 37,51,73,265</b>	<b>21,74,11,708</b>

The above loan was taken from One Bank Ltd. Motijheel Branch Dhaka against mortgage of sponsor share of director of the Company & personal guarantee of all director's of the Company. This facility availed for yearly basis and rate of interest was Tk. 9.50% P.A.

<b>17.00 Dividend Payable:</b>	<b>Tk. 30,92,256</b>	<b>38,20,343</b>
This is arrived at as follows :		
Opening Balance	38,20,343	29,77,075
Addition for the period Jan-2015 to June-2016 (25%+10%=35%)	3,85,00,000	2,20,00,000
Balance after addition	4,23,20,343	2,49,77,075
Less: Tax at Source Payable	49,31,751	29,19,076
Less: Payments during the year	3,42,96,336	1,82,37,656
<b>Closing Balance</b>	<b>Tk. 30,92,256</b>	<b>38,20,343</b>

**Details of Unpaid Dividend**

	30-Jun-17	30-Jun-16
For the Year-2004	75,160	75,160
For the Year-2005	47,250	47,250
For the Year-2006	56,025	56,025
For the Year-2007	57,825	58,275
For the Year-2008	1,64,888	1,65,563
For the Year-2009	1,64,063	1,64,738
For the Year-2010	3,32,080	4,82,980
For the Year-2011	3,57,770	5,08,850
For the Year-2012	3,96,444	5,97,524
For the Year-2013	4,08,710	8,17,484
For the Year-2014	4,51,973	8,46,494
For the Year-2015	4,06,893	-
For the Year-2016 (6 months-up to 30/06/16)	1,73,175	-
<b>Closing Balance</b>	<b>Tk. 30,92,256</b>	<b>38,20,343</b>

<b>18.00 Accrued Expenses Payable</b>	<b>Tk. 32,54,707</b>	<b>18,66,42,001</b>
This is arrived at as follows :		
Interest & Charges Payable for Long Term Loan	3,51,657	18,19,02,880
Interest & Charges Payable for Short Term Loan A/c	15,00,340	40,41,512
Interest payable for Creditors	12,52,710	6,51,609
Audit Fees	1,50,000	46,000
<b>Total</b>	<b>Tk. 32,54,707</b>	<b>18,66,42,001</b>





**19.00 Creditors and Other Payables :**

This is arrived at as follows :

Goods & Service  
 Salary & Bonus Payable  
 Wages & Bonus Payable  
 Remuneration & Bonus Payable  
 Electricity Bill Payable-Factory  
 Electricity Bill Payable-H/O  
 Telephone & Mobile Bill Payable  
 Gas Bill Payable-H/O  
 WASA Bill Payable-H/O  
 Tax at Source Payable  
 VAT at Source Payable  
 TA/DA Bill Payable-Mkt  
 WPPF  
 Others  
 Total

Tk. 12,06,62,831 2,72,46,083

11,04,06,057	88,71,234
72,387	21,465
18,073	36,03,759
7,07,000	6,40,000
11,46,231	22,37,720
1,10,702	51,619
96,515	98,062
4,313	1,930
7,326	15,737
21,14,234	38,20,727
1,59,481	1,42,667
94,252	4,62,041
50,93,761	68,22,229
6,32,499	4,56,892
<b>Tk. 12,06,62,831</b>	<b>2,72,46,083</b>

**20.00 Revenue from Net Sales:**

The above balances are made up as follows :

Local Sales (JMI Product) (Annexure-2)  
 Export Sales (JMI Product) (Annexure-3)  
 Vat Exempted Sales (JMI Product) (Annexure-3)  
 Tender Sales (Other Product) (Annexure-3)

**Total Net Sales Revenue:**

Total Export Sales US\$ 41,78,411/= for the period 30th June-2017 & US\$ 41,78,411/= for the period 30th June-2016.

**Declaration of Sales:**

Sales under Section 82/C of Income Tax Ordinance, 1984

Sales Other than Section 82/C of Income Tax Ordinance, 1984

Total

30-Jun-17 30-Jun-16  
 Tk. 1,36,27,04,616 1,35,87,80,759

89,13,04,067	92,37,44,065
2,29,38,304	2,52,05,338
33,63,66,285	32,88,60,110
11,20,95,960	8,09,71,246
<b>Tk. 1,36,27,04,616</b>	<b>1,35,87,80,759</b>

1,35,06,87,315	1,34,84,68,201
1,20,17,301	1,03,12,558
<b>Tk. 1,36,27,04,616</b>	<b>1,35,87,80,759</b>

**21.00 Cost of Goods Sold :**

This is made up as follows :

Work-in-Process (Opening)  
 Raw Materials Consumed (Note-22)  
 Packing Materials Consumed (Note-23)  
 Factory Overhead (Note-23)  
 Total Manufacturing Cost

96,31,00,940	95,04,82,909
7,79,74,967	8,67,77,008
62,47,49,443	42,05,48,313
24,84,11,816	24,88,86,351
20,48,74,909	17,23,56,647
<b>1,15,60,11,135</b>	<b>92,85,68,319</b>

Work-in-Process (Closing)  
 Cost of Goods Manufactured  
 Finished Goods (Opening)  
 Finished Goods available  
 Cost of Physician Sample transferred to Sample Stock  
 Finished Goods (Closing)

(3,43,95,093)	(7,79,74,967)
1,12,16,16,042	85,05,93,352
10,31,90,612	20,39,18,745
1,22,48,06,654	1,05,45,12,097
(10,11,020)	(8,38,576)
(26,06,94,694)	(10,31,90,612)
<b>Tk. 96,31,00,940</b>	<b>95,04,82,909</b>

**22.00 Raw Materials Consumed**

This is made up as follows :

Opening Stock  
 Purchase for the period  
 Closing Stock

62,47,49,443	42,05,48,313
5,73,85,809	11,62,83,852
68,87,61,150	36,16,50,270
(12,13,97,516)	(5,73,85,809)
<b>Tk. 62,47,49,443</b>	<b>42,05,48,313</b>

**23.00 Packing Materials Consumed**

This is made up as follows :

Opening Stock  
 Purchase for the period  
 Closing Stock

24,84,11,816	24,88,86,351
3,93,29,860	4,71,16,032
24,05,26,561	24,11,00,179
(3,14,44,605)	(3,93,29,860)
<b>Tk. 24,84,11,816</b>	<b>24,88,86,351</b>



	30-Jun-17	30-Jun-16
<b>24.00 Factory Overhead :</b>	<b>Tk. 20,48,74,909</b>	<b>17,23,56,647</b>
This consists as follows :		
Travelling & Conveyance	1,19,389	1,24,123
Fuel, Petrol, Light Diesel Etc	81,31,410	38,45,198
Depreciation	4,61,13,913	4,63,98,809
Factory Staff Uniform	6,70,770	4,84,814
Electricity Bill	2,49,33,636	2,37,81,783
Factory Expenses	57,33,844	35,06,305
Factory Employee Free Lunch & Entertainment	93,11,471	64,08,975
Freight Charge/ Carriage Inward	9,98,992	8,44,261
Worker Mess Rent	2,69,800	3,62,330
Insurance Premium	7,32,771	5,39,450
Internet Bill	1,18,896	1,34,228
Laboratory Consumable Stores	12,31,456	6,01,055
Stationery Expenses	3,06,633	2,20,139
Printing Expenses	2,98,076	2,68,179
Papers & Periodicals	3,535	2,640
Spare Parts	39,46,646	9,94,339
Municipal Tax	19,995	19,500
Medical expenses	7,66,880	6,66,167
Repairs & Maintenance	43,51,931	27,31,017
Telephone & Mobile Bill	2,03,005	1,92,569
Remuneration-Director with Bonus	23,29,800	23,39,400
Research and Development	6,73,963	2,66,772
Overtime Expenses	1,48,77,125	1,14,69,762
Daily Labour Charge	22,94,719	13,21,849
Salary & Allowances with Bonus	7,64,36,253	6,48,32,983
<b>Total</b>	<b>Tk. 20,48,74,909</b>	<b>17,23,56,647</b>

- Salary and allowances including bonus.
- The value of stores, spares and other materials cost which are shown in actual consumed cost.
- Factory expenses & maintenance cost which is included repairs & maintenance of office, premises, building and other infrastructures.

	30-Jun-17	30-Jun-16
<b>25.00 Administrative Expenses:</b>	<b>Tk. 6,55,76,003</b>	<b>6,22,31,916</b>
This consists as follows :		
Advertisement	3,64,539	3,81,276
Audit Fees	1,50,000	2,30,000
Vehicles Fuel Expenses	37,86,841	40,04,999
Conveyance	6,54,557	8,97,661
Depreciation	37,35,178	28,51,590
Electric Bill-H/O	5,24,217	7,19,306
Entertainment	11,76,898	14,55,568
Fooding Expenses-H/O	11,71,201	15,80,484
Gas Bill	27,291	26,007
Internet Bill / Web Site Expenses	1,51,182	2,07,686
Group Insurance	7,65,606	6,78,093
Legal Expenses	3,35,380	22,63,665
Office Expenses	22,76,368	25,33,278
Office Rent	46,41,594	26,77,275
Overtime	4,72,640	8,61,990
Postage and Courier Charge	3,25,972	6,51,048
Printing Expenses	7,47,562	7,17,267
Product Development Expenses	3,80,766	5,31,355
Providend Funds (Companies Contribution)	32,08,750	-
Professional Fees	9,48,838	6,58,955
Registration Renewal Fees	9,56,839	6,19,268
Remuneration-Director (with bonus)	75,90,000	89,28,000
Repair & Maintenance H/O	5,91,414	9,77,915
AGM, Secreterial & Regulatory Expenses	14,71,552	16,44,140
Salary and allowances (with bonus)	2,43,37,387	2,11,66,132
Stationery Expenses	7,90,642	7,39,715
Subscription & Annual Membership Fees	1,90,676	2,67,900
Telephone and Mobile Bill	6,93,491	9,71,543
Travelling Expenses-Overseas & Inland	29,07,062	28,01,779
WASA Bill	2,01,560	1,88,021
<b>Total</b>	<b>Tk. 6,55,76,003</b>	<b>6,22,31,916</b>





	30-Jun-17	30-Jun-16
<b>26.00 Marketing, Selling and Distribution Expenses :</b>	<b>Tk. 7,70,06,445</b>	<b>6,50,84,746</b>
This consists as follows :		
Goods Delivery Expenses (Own Van)	1,38,03,256	1,30,91,575
Product Enlisted / Inclusion Expenses	9,89,823	6,37,432
Fooding & Office Expenses	13,17,325	14,00,756
Exhibition Expenses	12,07,762	25,80,428
Export Expenses	8,23,289	15,62,061
Gas & Water Bill	15,560	760
Loading / Unloading & Labour Charge	16,59,742	19,60,199
Depot Rent	24,03,660	4,96,600
Office Rent	8,61,277	-
Salary and allowance (with bonus)	3,00,61,621	2,56,70,129
Sample & Promotional Expenses	1,00,63,298	65,22,390
T.A & D.A to Marketing Officials	70,33,749	55,98,683
Telephone, Mobile & Internet Expenses	4,64,888	4,37,874
Tender Expenses	36,26,803	21,34,009
Testing Fee	2,40,000	2,50,000
Tours and Travell	16,44,998	20,78,166
Training Expenses	7,89,394	6,63,684
<b>Total</b>	<b>Tk. 7,70,06,445</b>	<b>6,50,84,746</b>
<b>27.00 Other Income:</b>	<b>Tk. 36,12,009</b>	<b>30,69,868</b>
This consists as follows :		
Bank Interest	1,93,746	4,78,130
Vehicle Rental	11,23,554	2,76,239
Profit on Sale of Vehicle & Equipments	5,73,098	2,63,700
Foreign Exchange gain / (loss)	(26,235)	(32,432)
Interest from Sister Concern & Others	17,47,846	20,84,231
<b>Total</b>	<b>Tk. 36,12,009</b>	<b>30,69,868</b>
<b>28.00 Financial Expenses:</b>	<b>Tk. 15,36,64,253</b>	<b>18,23,95,625</b>
This consists as follows :		
Interest on Term Loan (CC Hypo) A/c	2,53,43,350	2,62,02,962
Interest on Project & Term Loan A/c	9,04,84,051	10,35,85,123
Interest on PAD L/C A/c	86,17,948	1,21,06,120
Interest & Charges on Lease Finance	2,51,15,983	3,60,53,353
Interest on Sister Concern & Directors Loan	-	(22,68,801)
Interest for Creditors	12,52,710	39,09,652
Bank Charges and Commission	28,50,211	28,07,216
<b>Total Financial Expenses</b>	<b>Tk. 15,36,64,253</b>	<b>18,23,95,625</b>
<b>29.00 Contribution to WPPF:</b>		
This represents statutory contribution by the company as per Bangladesh Labour (amendment) Act, 2013. The amount is computed @ 5% of net profit before tax (but after charging such contribution). Last year's provision was paid during the period in accordance with the requirement of said act.		
<b>30.00 Income Tax Charged for the year:</b>	<b>Tk. 2,73,17,096</b>	<b>2,60,76,368</b>
Details are as under :		
Current Tax:	1,20,85,965	1,90,40,875
On Net Profit	1,12,40,272	1,82,99,778
Tax on Profit on Sale of Vehicle & Equipment	85,965	39,555
On Other Income	7,59,728	7,01,542
<b>Adjustment of Deferred Tax on temporary difference of Fixed Assets</b>	<b>1,52,31,131</b>	<b>70,35,493</b>
<b>Total Income Tax Charged for the year</b>	<b>Tk. 2,73,17,096</b>	<b>2,60,76,368</b>
<b>31.00 Earning Per Share (EPS):</b>	<b>30-Jun-17</b>	<b>30-Jun-16</b>
(a) Earnings attributable to the Ordinary Shareholders	Tk. 7,45,58,127	7,07,38,328
(b) Weighted average number of Ordinary Shares outstanding during the period	1,10,00,000	1,10,00,000
<b>Total</b>	<b>Tk. 6.78</b>	<b>6.43</b>



### 32.00 Related Party Transaction-Disclosures under BAS 24 " Related Party Disclosure"

The Company carried out a number of transactions with related parties / associates undertakings in the normal course of business and on arms length basis. The nature of transaction and their total value are in below:

Name	Nature of Transaction	Total Transaction for the year	Balance as on 30-06-2017
<b>A. Advance &amp; Short Term Loan paid</b>			
Md. Abdur Razzaq, Managing Director	Advance for Land	1,50,00,000	19,58,406
Md. Javed Iqbal Pathan, Chairman	Advance for Floor Space	7,76,55,003	7,76,55,003
JMI Hospital Requisit Mfg. Ltd.	Advance for Purchase	8,25,79,765	8,25,79,765
Nipro JMI Pharma Ltd.	Short Term Loan	2,85,56,397	1,20,23,533
JMI Export & Import Ltd.	Short Term Loan	2,10,46,687	-
Nipro JMI Co. Ltd.	Short Term Loan	1,31,77,965	-
JMI Vaccine Ltd.	Short Term Loan	3,70,00,000	3,70,00,000
<b>Total for Advance &amp; Short Term Loan paid</b>		<b>27,50,15,817</b>	<b>21,12,16,707</b>
<b>B. Supplier / Creditors (Payable)</b>			
JMI Hospital Requisit Mfg. Ltd.	Supplier (Creditors)	46,21,06,869	(10,40,98,490)
JMI CNG Dispensing Ltd.	Supplier (Creditors)	52,75,530	(20,39,148)
JMI Industrial Gas Ltd.	Supplier (Creditors)	2,25,80,975	(3,90,712)
JMI Printing & Packaging Ltd.	Supplier (Creditors)	6,53,42,356	(13,85,309)
JMI Export & Import Ltd.	Supplier (Creditors)	4,50,00,000	-
Advance Travel Planners Ltd.	Supplier (Creditors)	27,32,374	-
JMI Builders & Construction Ltd.	Supplier (Creditors)	15,00,000	-
JMI Engineering Ltd.	Supplier (Creditors)	5,00,000	5,00,000
Nipro JMI Co. Ltd.	Supplier (Creditors)	2,12,16,937	-
<b>Total for Supplier / Creditors</b>		<b>62,62,55,041</b>	<b>(10,74,13,659)</b>
<b>C. Sundry Debtors (Product Sales) (Receivable)</b>			
Nipro JMI Pharma Ltd.	Product Sales (Debtors)	40,28,523	23,44,296
JMI Hospital Requisit Mfg. Ltd.	Product Sales (Debtors)	9,36,013	17,84,795
Nipro JMI Company Ltd.	Product Sales (Debtors)	400	4,926
Nipro JMI Dialysis Centre Ltd.	Product Sales (Debtors)	69,271	38,543
<b>Total for Sundry Debtors (Product Sales)</b>		<b>50,34,207</b>	<b>41,72,560</b>
<b>Grand Total</b>		<b>90,63,05,065</b>	<b>10,79,75,608</b>

### 33.00 Number of Directors and their remuneration:

The number of Directors of the Company at June 30, 2017 was 5 persons. 3 Nos Sponsor Directors & 2 Nos Independent Directors. All Sponsor Director has been allowed for remuneration for the year.

### 34.00 Changes in nomenclature:

Nomenclature has been re-arranged where necessary.

### 35.00 Claims not acknowledged:

There was no claim against the Company not acknowledged as debt as on 30th June, 2017

### 36.00 Contingent Liabilities:

There was no contingent liabilities as on 30-06-2017 except L/C liabilities.

### 37.00 Payment in Foreign Currency:

	30-Jun-17	30-Jun-16
U\$	48,26,827.00	20,48,509.00

During the half year ended at 30th June, 2016 the Company has made payment in foreign currency in respect of the following:

Import of Raw Materials,Packing Mat & Chemical	40,25,287.00	19,79,040.00
Import of Machineries, Spare Parts & Other Assets	8,01,540.00	69,469.00
Total	U\$ 48,26,827.00	20,48,509.00

No other expense included consultancy fee, royalty, technical expert and professional advisory fee, interest, etc. was incurred or paid in foreign currencies except as stated above.

### 38.00 Foreign Exchange Earned / Received:

U\$	2,94,081.00	61,74,040.00
-----	-------------	--------------

The Company earned the following foreign currency during the year:

Total Export Earning	U\$ 2,94,081.00	61,74,040.00
----------------------	-----------------	--------------

No other income in foreign currencies except as stated above.

### 39.00 Commission, Brokerage or Discount against sales

No commission was incurred or paid to distributors, agents nor any brokerage or discount was incurred or paid against sales.

### 40.00 Credit Facility Not Availed

There was no credit facility available by the company under any contract, but not availed as on 30-06-2017 other than trade credit available in the ordinary course of business.





#### 41.00 Segment Reporting

As there is single business and geographic segment within the company operates as such no segment reporting is felt necessary.

#### 42.00 Attendance Status of Board Meeting of Directors

During the period from 01-07-2016 to 30-06-2017 there were 14 nos Board Meeting & 1 AGM were held. The attendance status of all the meetings is as follows:

Name of Directors	Position	Meeting Held (Nos)		Attended	
		2016-2017	2015-2016	2016-2017	2015-2016
Md. Javed Iqbal Pathan	Chairman	15	20	15	20
Md. Abdur Razzaq	Managing Director	15	20	15	20
Md. Abu Jafar Chowdhury	Director	15	20	15	20
Md. Hemayet Hossain	Independent Director	15	20	4	6
Md. Abdul Haque	Independent Director (Appointed on 6th April-2016)	15	20	4	2

For Board Meeting, AGM & EGM, attendance fees were not paid to the Directors of the Company.

#### 43.00 Employee Position as at 30th June, 2017

Salary Range (Monthly)	Officer & Staff		Worker	Total Employee
	Head Office	Factory		
Below Tk. 5,000/-	0	0	190	190
Above Tk. 5,000/-	251	104	563	918
Total	251	104	753	1108

#### 44.00 Payment / Perquisites to Directors:

The aggregate amounts paid to / provided for the Directors of the Company for the period ended 30th June-2016 is disclosed below:

Name of Directors	Designation	Total Remuneration with Bonus BDT	
		2016-2017	2015-2016
Md. Javed Iqbal Pathan	Chairman	28,98,000.00	36,33,000.00
Md. Abdur Razzaq	Managing Director	28,98,000.00	36,33,000.00
Md. Abu Jafar Chowdhury	Director	17,94,000.00	15,99,000.00
Md. Abdul Majid Patwary	Director (Resigned-12-10-15)	-	63,000.00
Md. Golam Mostafa	Director-Factory	23,29,800.00	23,39,400.00
Total		99,19,800.00	1,12,67,400.00

#### 45.00 Production Capacity and Utilization:

Particulars	Licence Capacity	Installed Capacity in MT (Per Year)	Actual Production in MT from 01-07-2016 to 30-06-2017	Capacity Utilization from 1st
Various type of Syringes & Surgical Items	Not mentioned in the	2000	1350	68%

#### 46.00 Events after The Reporting Period:

The directors recommended 30% Final Cash Dividend (i.e. Tk. 3.00 per share) for the year ended on 30th June, 2017. The dividend proposal is subject to shareholders' approval in the forthcoming 18th annual general meeting. Excepting to that, no circumstances have arisen since the date of Statement of Financial Position which would require adjustment to, or disclosure in, the financial statements or notes thereto.

#### 47.00 Internal Control

The following steps have been taken for implementation of an effective internal control procedure of the Company:

A strong internal control and compliance division has been formed with a view to establish a well designated system of internal control.

Regular review of internal audit reports with view to implement the suggestion of internal auditors in respect of internal control technique.

To establish an effective management system that includes planning, organizing and supervising culture in the factory as well as at head office.

#### 48.00 Contingent Liability

There is no contingent liabilities of the Company for the period ended on 30th June, 2016.

#### 49.00 Financial Risk Management:

The management of company has overall responsibility for the establishment and oversight of the company's risk management framework. Risk management policies, procedures and systems are reviewed regularly to reflect changes in market conditions and the company's activities. The company has exposure to the following risks for its use of financial instruments.

- \* Credit risk
- \* Liquidity risk
- \* Market risk



**49.01 Credit risk:**

Credit risk is the risk of a financial loss to the company if a customer or counterparty to a financial instrument fails to meet its contractual obligations and arises principally from the company's receivables. Management has a credit policy in place and exposure to credit risk is monitored on an ongoing basis. As at 30th June, 2017 substantial part of the receivables are those from its related company and subject to insignificant credit risk. Risk exposures from other financial assets. i.e. Cash at bank and other external receivables are nominal.

**49.02 Liquidity risk:**

Liquidity risk is the risk that the company will not be able to meet its financial obligations as they fall due. The company's approach to managing liquidity (cash and cash equivalents) is to ensure as far as possible, that it will always have sufficient liquidity to meet its liabilities when due under both normal and stressed conditions without incurring unacceptable losses or risking damage to the company's reputation. Typically, the company ensures that it has sufficient cash and cash equivalent to meet expected operational expenses including financial obligations through preparation of the cash flow forecast with due consideration of time line of payment of the financial obligation and accordingly arrange for sufficient liquidity / fund to make the expected payment within due date. In extreme stressed conditions the company may get support from the related company in the form of short term financing.

**49.03 Market risk:**

Market risk is the risk that any change in market prices such as foreign exchange rates and interest will affect the company's income or the value of its holdings financial instruments. The objective of market risk management is to manage and control market risk exposures within acceptable parameters.

**(a) Currency risk:**

The company is exposed to currency risk on certain revenues and purchases such as revenue from foreign customers and import of raw materials, machineries and equipment. Majority of the company's foreign currency transactions are denominated in USD and relate to procurement of raw materials, machineries and equipment from abroad. The company has received foreign currency against export of finished goods. The effect of gain or losses regarding currency risk will be minimal of the gain or loss will be offsetting through the foreign currency receivable & payable. Moreover, Bangladesh is a country where the fluctuations of spot rate of BDT against USD is minimal also.

**(b) Interest rate risk:**

Interest rate risk is the risk that arises due to changes in interest rates on borrowing. The company's exposure to the risk of changes market interest rate relates primarily to the company's short term finance and term loan. The company's policy is to keep its short term running finance at lowest level by effectively keeping the positive bank balances. The company made fixed interest rate borrowing from the financial institution under finance lease.



**Muhammad Tarek Hossain Khan**  
Chief Financial Officer &  
Company Secretary  
Place: Dhaka  
Date: 10th October, 2017



**Md. Abu Jafar Chowdhury**  
Director



**Md. Abdur Razzaq**  
Managing Dairector





**JMI Syringes & Medical Devices Ltd.**  
**Schedule of Property, Plant & Equipment**  
**As at 30th June, 2017**

**1. Before Revaluation:**

Annexure-01

Particulars	Cost				Rate %	Depreciation				Written Down Value as on 30-06-2017
	Opening Balance 01-07-2016	During the period		Total as at 30-06-2017		Opening Balance 01-07-2016	During the period		Total as at 30-06-2017	
		Addition	Sales / Disposal				Charged	Sales / Disposal		
Land and Land Development	15,36,44,481	4,98,450	-	15,41,42,931	-	-	-	-	-	15,41,42,931
Machineries	57,49,56,304	11,14,57,848	-	68,64,14,152	7%	25,62,26,851	2,49,15,130	-	28,11,41,981	40,52,72,171
Factory Buildings	15,61,43,986	17,709	-	15,61,61,695	5%	5,84,56,465	48,84,524	-	6,33,40,989	9,28,20,706
Factory Building Work in Progress	1,14,00,155	1,04,83,010	-	2,18,83,165	0%	-	-	-	-	2,18,83,165
Staff Quarter Buildings on Progress	5,76,67,379	-	-	5,76,67,379	0%	-	-	-	-	5,76,67,379
Furniture and Fixture-Factory	90,29,560	23,522	-	90,53,082	10%	35,00,185	5,54,008	-	40,54,193	49,98,889
Furniture and Fixture-H/O	50,05,234	8,32,581	-	58,37,815	10%	18,98,640	3,28,164	-	22,26,804	36,11,011
Office Equipement-H/O	83,04,398	14,40,326	-	97,44,724	20%	53,17,272	7,33,695	-	60,50,967	36,93,757
Factory Equipment	1,50,28,290	10,07,797	-	1,60,36,087	20%	80,33,082	14,98,814	-	95,31,896	65,04,191
Office Decoration-H/O	1,16,06,202	22,66,327	-	1,38,72,529	10%	52,58,532	6,62,232	-	59,20,764	79,51,765
Deep Tubewel & Pump	14,97,408	1,01,682	-	15,99,090	15%	10,25,202	82,281	-	11,07,483	4,91,607
Air Cooler	58,59,010	-	-	58,59,010	20%	44,19,073	2,87,987	-	47,07,060	11,51,950
Power Station	58,67,445	-	-	58,67,445	15%	49,55,849	1,36,739	-	50,92,588	7,74,857
Telephone Installation	7,58,101	3,714	-	7,61,815	15%	5,12,654	36,910	-	5,49,564	2,12,251
Crockeries and Cutleries	4,98,374	18,226	-	5,16,600	20%	1,51,366	70,230	-	2,21,597	2,95,004
Vehicles	4,49,85,844	51,65,000	13,19,700	4,88,31,144	20%	2,70,35,170	35,90,135	9,12,798	2,97,12,507	1,91,18,637
<b>Sub Total</b>	<b>1,06,22,52,174</b>	<b>13,33,16,192</b>	<b>13,19,700</b>	<b>1,19,42,48,666</b>		<b>37,67,90,342</b>	<b>3,77,80,849</b>	<b>9,12,798</b>	<b>41,36,58,393</b>	<b>78,05,90,272</b>

**2. On Revalued Amount**

Particulars	Cost				Rate %	Depreciation				Written Down Value as on 30-06-2017
	Opening Balance 01-07-2016	During the period		Total as at 30-06-2017		Opening Balance 01-07-2016	During the period		Total as at 30-06-2017	
		Addition	Sales / Disposal				Charged	Sales / Disposal		
Land and Land Development	17,28,05,519	-	-	17,28,05,519	-	-	-	-	-	17,28,05,519
Factory Buildings	27,74,02,226	-	-	27,74,02,226	5%	3,60,37,401	1,20,68,241	-	4,81,05,642	22,92,96,584
<b>Sub Total</b>	<b>45,02,07,745</b>	<b>-</b>	<b>-</b>	<b>45,02,07,745</b>		<b>3,60,37,401</b>	<b>1,20,68,241</b>	<b>-</b>	<b>4,81,05,642</b>	<b>40,21,02,103</b>

<b>Total</b>	<b>1,51,24,59,919</b>	<b>13,33,16,192</b>	<b>13,19,700</b>	<b>1,64,44,56,411</b>		<b>41,28,27,743</b>	<b>4,98,49,091</b>	<b>9,12,798</b>	<b>46,17,64,035</b>	<b>1,18,26,92,374</b>
--------------	-----------------------	---------------------	------------------	-----------------------	--	---------------------	--------------------	-----------------	---------------------	-----------------------

**Depreciation Charged to**

Particulars	30-Jun-17	30-Jun-16
Factory Overhead	4,61,13,913	4,63,98,809
Administrative Overhead	37,35,178	28,51,590
<b>Total</b>	<b>4,98,49,091</b>	<b>4,92,50,399</b>





**JMI Syringes & Medical Devices Ltd.**  
**Sales Statement for the year ended on 30th June-2017**

**A) Local Sales:**

Annexure-02

SL No.	Name of Products	Unit	Qty	Rate	Amount BDT	VAT Payable	Total Sales with VAT
1	1 ml Disposable Syringe	Pcs	1,16,000	3.92	4,54,720.00	68,208.00	5,22,928.00
2	1 ml Disposable Syringe	Pcs	12,77,020	4.78	61,04,155.60	9,15,623.34	70,19,778.94
3	3 ml Disposable Syringe	Pcs	1,22,98,620	3.92	4,82,10,590.40	72,31,588.56	5,54,42,178.96
4	3 ml Disposable Syringe	Pcs	2,00,000	2.74	5,47,820.00	82,173.00	6,29,993.00
5	5 ml Disposable Syringe	Pcs	1,52,82,280	4.36	6,66,30,740.80	99,94,611.12	7,66,25,351.92
6	5 ml Disposable Syringe	Pcs	2,00,000	2.78	5,56,520.00	83,478.00	6,39,998.00
7	10 ml Disposable Syringe	Pcs	1,87,53,180	6.97	13,07,09,664.60	1,96,06,449.69	15,03,16,114.29
8	20 ml Disposable Syringe	Pcs	60,13,465	13.09	7,87,16,256.85	1,18,07,438.53	9,05,23,695.38
9	50 ml Disposable Syringe	Pcs	81,745	17.44	14,25,632.80	2,13,844.92	16,39,477.72
10	Insuline Syringe U-40	Pcs	13,800	6.97	96,186.00	14,427.90	1,10,613.90
11	Insuline Syringe U-100	Pcs	1,32,700	6.97	9,24,919.00	1,38,737.85	10,63,656.85
12	Infusion Set (IV Set)	Pcs	93,29,282	21.80	20,33,78,347.60	3,05,06,752.14	23,38,85,099.74
13	Infusion Set (Without SVS)	Pcs	25,24,972	16.57	4,18,38,786.04	62,75,817.91	4,81,14,603.95
14	Scalp Vain Set	Pcs	31,79,990	5.23	1,66,31,347.70	24,94,702.16	1,91,26,049.86
15	Scalp Vain Set	Pcs	84,99,180	6.96	5,91,54,292.80	88,73,143.92	6,80,27,436.72
16	Unine Drainage Bag	Pcs	9,000	23.55	2,11,950.00	31,792.50	2,43,742.50
17	Unine Drainage Bag	Pcs	88,360	34.78	30,73,160.80	4,60,974.12	35,34,134.92
18	Needle Blister Pack	Pcs	46,35,600	1.75	81,12,300.00	12,16,845.00	93,29,145.00
19	First Aid Bangage	Pcs	73,24,700	0.70	51,27,290.00	7,69,093.50	58,96,383.50
20	IV Cannula	Pcs	1,14,450	11.34	12,97,863.00	1,94,679.45	14,92,542.45
21	Blood Transfusion Set	Pcs	49,050	21.81	10,69,780.50	1,60,467.08	12,30,247.58
22	Blood Transfusion Set	Pcs	3,20,896	34.78	1,11,60,762.88	16,74,114.43	1,28,34,877.31
23	Feeding Tube	Pcs	44,750	13.08	5,85,330.00	87,799.50	6,73,129.50
24	Suction Chetheter	Pcs	60	13.08	784.80	117.72	902.52
25	5 ml (AD) Syringe	Pcs	2,00,000	6.09	12,17,391.30	1,82,608.70	14,00,000.00
26	Combipack-7	Pcs	86,240	8.98	7,74,435.20	1,16,165.28	8,90,600.48
27	Combipack-12	Pcs	8,89,520	7.66	68,13,723.20	10,22,058.48	78,35,781.68
28	Combipack-14	Pcs	78,840	12.20	9,61,848.00	1,44,277.20	11,06,125.20
29	Combipack-17	Pcs	31,89,120	9.41	3,00,09,619.20	45,01,442.88	3,45,11,062.08
30	Combipack-18	Pcs	9,960	12.90	1,28,484.00	19,272.60	1,47,756.60
31	Combipack-19	Pcs	47,040	29.47	13,86,268.80	2,07,940.32	15,94,209.12
32	Combipack-22	Pcs	14,63,060	10.28	1,50,40,256.80	22,56,038.52	1,72,96,295.32





**JMI Syringes & Medical Devices Ltd.**  
**Sales Statement for the year ended on 30th June-2017**

**B) Export Sales**

Annexure-03

SL No.	Name of Products	Unit	Qty	Rate BDT	Rate US\$	Value BDT	Value US\$	VAT	Total Value BDT
1	3 CC DS	Pcs	16,35,000	4.25	0.0544872	69,48,750.00	89,086.54	-	69,48,750.00
2	5 CC DS	Pcs	9,44,400	4.60	0.0589744	43,44,240.00	55,695.38	-	43,44,240.00
3	Needle	Pcs	19,35,900	1.81	0.0232327	35,08,139.37	44,976.15	-	35,08,139.37
4	3 CC AD Syringe	Pcs	50,00,000	1.09	0.0140000	5460000.00	70,000.00	-	54,60,000.00
5	5 CC AD Syringe	Pcs	4,21,500	5.45	0.0698718	2297175.00	29,450.96	-	22,97,175.00
6	Insuline Syringe U-100	Pcs	40,000	9.50	0.1217949	380000.00	4,871.79	-	3,80,000.00
<b>Total</b>			<b>99,76,800</b>			<b>2,29,38,304.37</b>	<b>2,94,080.83</b>	-	<b>2,29,38,304.37</b>

**C) VAT Exempted Sales**

SL No.	Name of Products	Unit	Qty	Rate BDT	Rate US\$	Value BDT	Value US\$	VAT	Total Value BDT
1	Insulin Syringe-U-40	Pcs	4,45,900	6.97	0.0893590	3107923.00	39,845.17	-	31,07,923.00
2	Insulin Syringe-U-100	Pcs	11,15,000	6.97	0.0893590	7771550.00	99,635.26	-	77,71,550.00
3	IV Cannulla	Pcs	2,07,46,031	2.93	0.0376269	60887465.00	7,80,608.53	-	6,08,87,465.00
4	0.05 CC AD Syringe	Pcs	53,20,936	8.86	0.1135688	47134799.00	6,04,292.29	-	4,71,34,799.00
5	0.5 CC AD Syringe	Pcs	3,36,00,000	5.85	0.0750000	196560000.00	25,20,000.00	-	19,65,60,000.00
6	3 CC AD Syringe	Pcs	16,00,000	5.85	0.0750000	9360000.00	1,20,000.00	-	93,60,000.00
7	5 CC AD Syringe	Pcs	16,53,509	6.85	0.0878205	11326536.65	1,45,212.01	-	1,13,26,536.65
8	Needle	Pcs	60,100	1.75	0.0224359	105175.00	1,348.40	-	1,05,175.00
9	Suction Chetheter	Pcs	8,620	13.09	0.1678208	112836.00	1,446.62	-	1,12,836.00
<b>Total</b>			<b>6,45,50,096</b>			<b>33,63,66,284.65</b>	<b>43,12,388.26</b>	-	<b>33,63,66,284.65</b>

**D) Tender Sales (Other Products) :**

Various Product Sales to Govt & No-Govt Organization of Bangladesh		11,20,95,960.00	-	-	11,20,95,960.00
--------------------------------------------------------------------	--	-----------------	---	---	-----------------

<b>Grand Total (A+B+C+D)</b>		<b>17,94,38,766</b>		<b>1,36,27,04,616.16</b>	<b>46,06,469.09</b>	<b>13,36,95,610.07</b>	<b>1,49,64,00,226.23</b>
------------------------------	--	---------------------	--	--------------------------	---------------------	------------------------	--------------------------

